


# Photoelectric slot sensor GL5-Y/43a/115-5M



- Miniature design
- Optimized for the detection of small parts
- High switching frequency
- Simple and fast mounting
- Clearly visible LED functional display

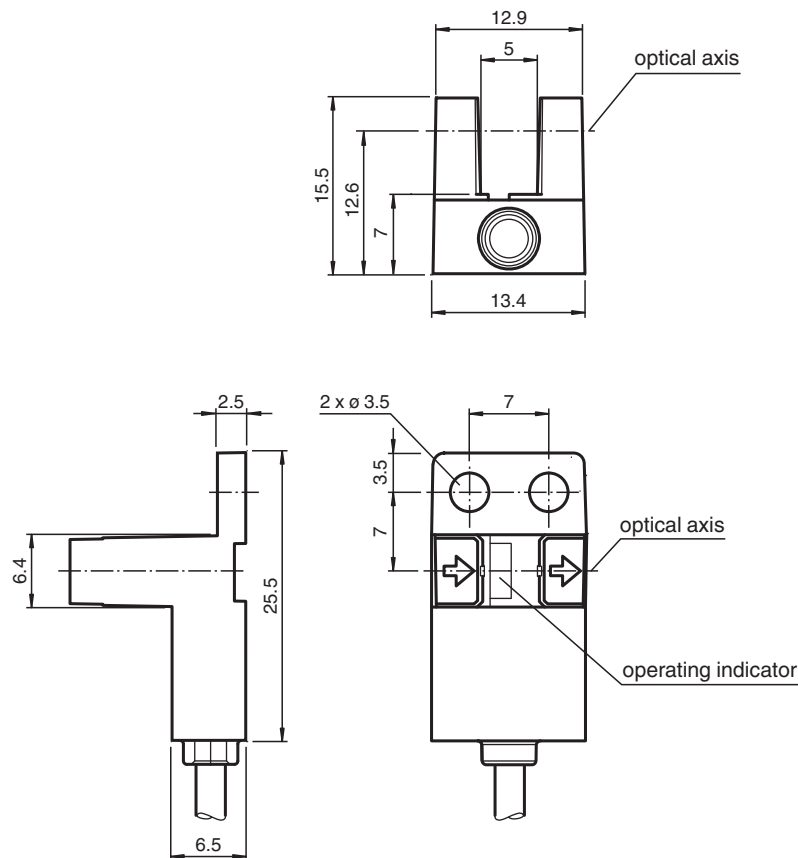
Miniature photoelectric slot sensor for the detection of small parts, Y design, fork width 5 mm, infrared light, PNP outputs, fixed cable



## Function

The GL5 miniature slot sensor compares a high optical performance in a small housing and is optimized to the requirements in semiconductors industry for small part detection. A wide voltage range of 5 - 24 V DC and the fastest switching frequency of 5 kHz in its class stands for the quality of this sensor. The integrated aperture allows the small part detection with a minimum object size of 0.8 x 1.8 mm. The sensor offers antivalent npn or pnp outputs. Due to a variety of different housings and an optimized housing concept offers the sensor a maximum of freedom in a crowded mounting environment.

## Dimensions



Release date: 2023-03-28 Date of issue: 2023-03-28 Filename: 311661\_eng.pdf

Refer to "General Notes Relating to Pepperl+Fuchs Product Information".

Pepperl+Fuchs Group  
www.pepperl-fuchs.com

USA: +1 330 486 0001  
fa-info@us.pepperl-fuchs.com

Germany: +49 621 776 1111  
fa-info@de.pepperl-fuchs.com

Singapore: +65 6779 9091  
fa-info@sg.pepperl-fuchs.com

**PEPPERL+FUCHS**

## Technical Data

### General specifications

Light source	ARED
Light type	Infrared, continuous light , 940 nm
Target size	0.8 x 1.8 mm
Slot width	5 mm
Slot depth	8.5 mm
Ambient light limit	1000 Lux

### Functional safety related parameters

MTTF <sub>d</sub>	3760 a
Mission Time (T <sub>M</sub> )	20 a
Diagnostic Coverage (DC)	0 %

### Indicators/operating means

Function indicator	red LED lights up when receiving the light beam
--------------------	---

### Electrical specifications

Operating voltage	U <sub>B</sub>	5 ... 24 V DC , class 2
No-load supply current	I <sub>0</sub>	max. 20 mA
Time delay before availability	t <sub>v</sub>	< 2 ms

### Output

Switching type		light/dark on
Signal output		2 PNP complementary , overvoltage protected
Switching voltage		max. 30 V DC
Switching current		max. 50 mA , resistive load
Voltage drop	U <sub>d</sub>	max. 0.2 V at 10 mA max. 0.6 V at 50 mA
Switching frequency	f	max. 5 kHz
Response time		40 μs Light beam is not interrupted 80 μs Light beam is interrupted
Repeat accuracy	R	0.03 mm

### Compliance with standards and directives

Directive conformity	
EMC Directive 2004/108/EC	EN 60947-5-2:2007+A1:2012
Standard conformity	
Standards	UL 60947-5-2

### Approvals and certificates

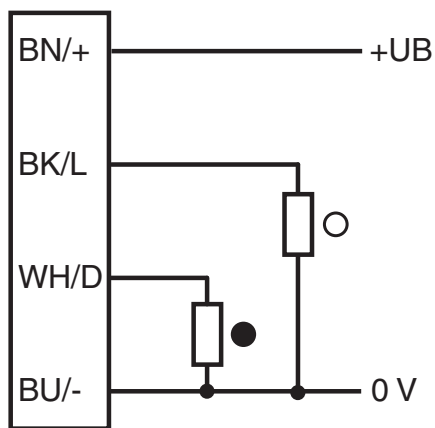
UL approval	cULus Recognized, Class 2 Power Source
CCC approval	CCC approval / marking not required for products rated ≤36 V

### Ambient conditions

Ambient temperature	-25 ... 55 °C (-13 ... 131 °F)
Storage temperature	-30 ... 80 °C (-22 ... 176 °F)
Pollution degree	2

### Mechanical specifications

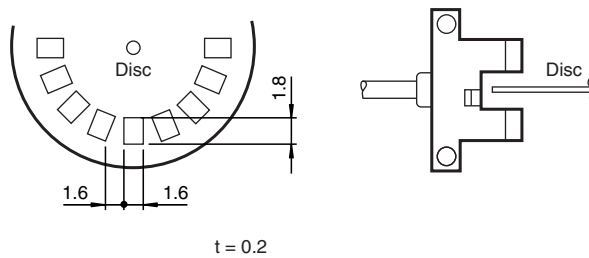
Housing width	25.5 mm
Housing height	13.4 mm
Degree of protection	IP50
Connection	5 m fixed cable
Material	
Housing	PBT
Mass	25 g
Tightening torque, fastening screws	0.6 Nm
Cable length	5 m

**Connection Assignment**

○ = Light on  
● = Dark on

## Response frequency

The response frequency is the value when the disc, given in the figure below, is rotated.



### Applications

The GL5 is suited for applications in the semiconductor and electronic industrial environment.

Typical applications include:

1. Detection of lead frames
2. Detection of cam positions
3. Detection of limit positions of moving objects
4. Position detection of wafer cases